



INTEGRUM

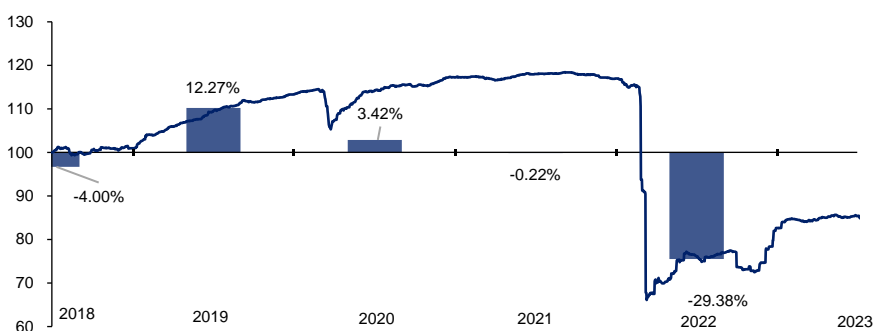
Integrum CEEMEA USD Bond Fund

Facts on 30.06.2023

Investment policy

Bond fund's investment objective is to achieve long-term capital growth by investing fund's assets in debt securities issued or guaranteed by the central banks, national governments, municipalities, commercial companies and credit institutions in countries of Central & Eastern Europe, Middle East and Central Asia.

Annual performance and value of 100 USD invested (30.06.2018 - 30.06.2023)



Fund facts

Fund type	Corporate Bond Fund
ISIN	LV0000400331
Bloomberg ticker	ABLVHYU LR
Fund currency	USD
Inception date	28.06.2007
Domicile	Latvia
Auditor	AS "Nexia Audit Advice"
Management Company	Integrum Asset Management IPAS
Fund manager	Sergejs Gačenko
Min. investment	1 000 USD
Distribution	Reinvestment
Subscription fee	1.00%
Management fee	1.75% (annually)

Risk profile¹



Cumulative performance

YTD	3.34%
1 month	0.34%
3 months	1.05%
1 year	11.98%
3 years	-25.24%
5 years	-14.63%
Since inception (annualized)	2.24%

Top 10 positions

Top 10 positions	Weight
US GOVT NATIONAL 0.000 28/09/2023	9.49%
US GOVT NATIONAL 0.250 31/10/2025	6.25%
KAZMUNAYGAZ NATIONAL CO 4.750 19/04/2027	4.59%
REPUBLIC OF TAJIKISTAN 7.125 14/09/2027	3.61%
NATIONAL BANK FOR FOREIGN ECONOMIC 4.850 21/10/2025	2.75%
REPUBLIC OF HUNGARY 6.125 22/05/2028	2.51%
REPUBLIC OF HUNGARY 6.250 22/09/2032	2.50%
INTERGAZ CENTRAL ASIA 4.375 26/09/2027	2.28%
ROMANIA 6.625 17/02/2028	2.04%
SAUDI ARABIA, KINGDOM OF 5.500 25/10/2032	2.03%

Fund characteristics

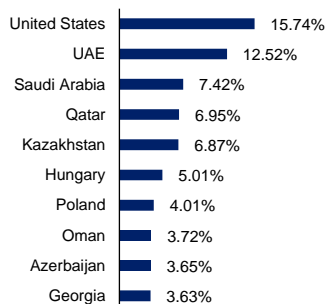
Fund net assets	10 381 342 USD
Fund share value	14.26 USD
Average rating***	A-
Yield to maturity**	5.90%
Current yield**	3.67%
Average maturity (years)	4.13
Modified duration**	3.33
Volatility (annualized)*	15.64%
Sharpe ratio*	-0.22
Maximum drawdown*	-44.22%
Number of positions	51

*For last 5 years

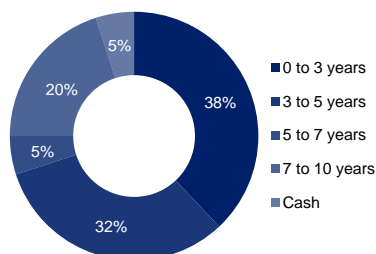
**Excl. positions of Russia and Ukraine

***Excl. positions of Russia

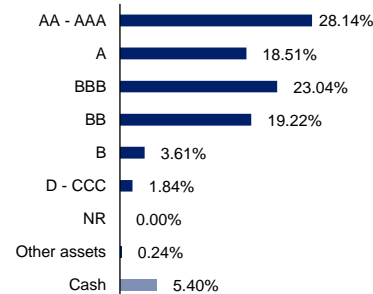
Country exposure (top 10)



Maturity distribution



Credit quality



¹The Fund's synthetic indicator provides indicative representation of potential fluctuations of the Fund's share value. See Basic Information for Investors for details.

The historical performance is no guarantee for the fund's future performance. This material is informative and it cannot be regarded as a proposal or recommendation to purchase or sell investment certificates mentioned herein.

General information on Integrum mutual funds and management company Integrum Asset Management IPAS, as well as all additional information can be found on our home page: <https://www.integrum.lv/en/fondi/>